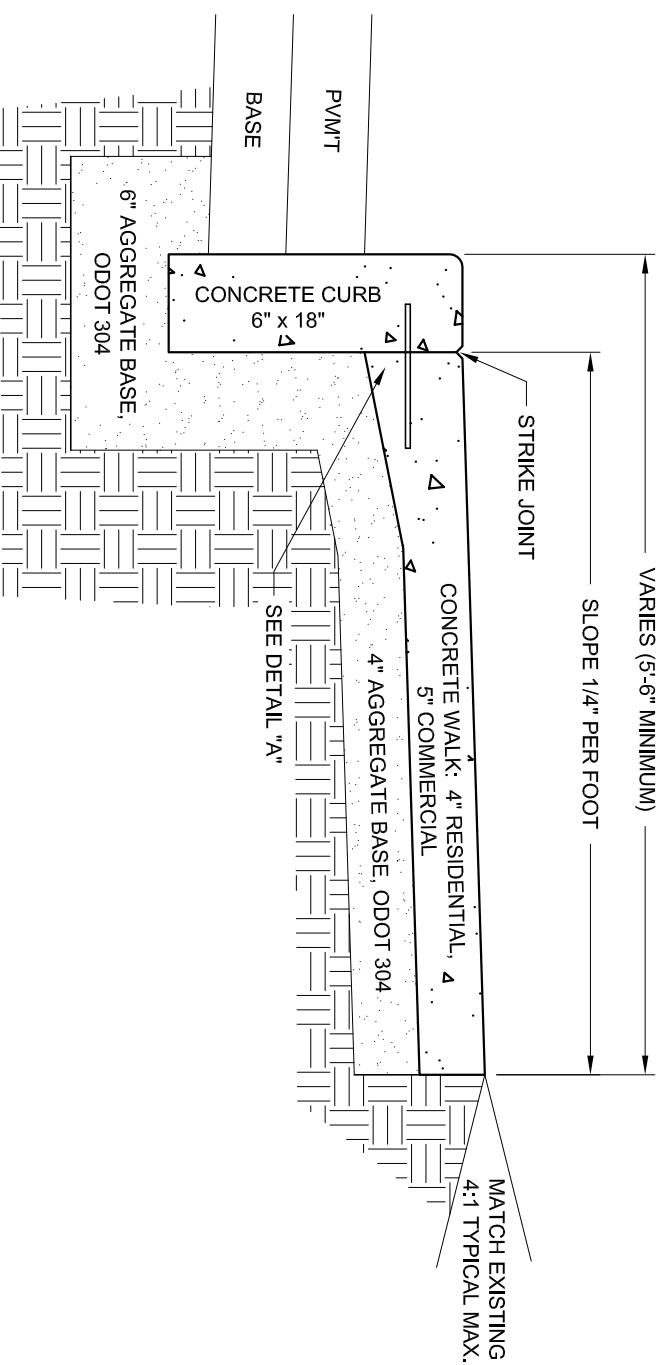
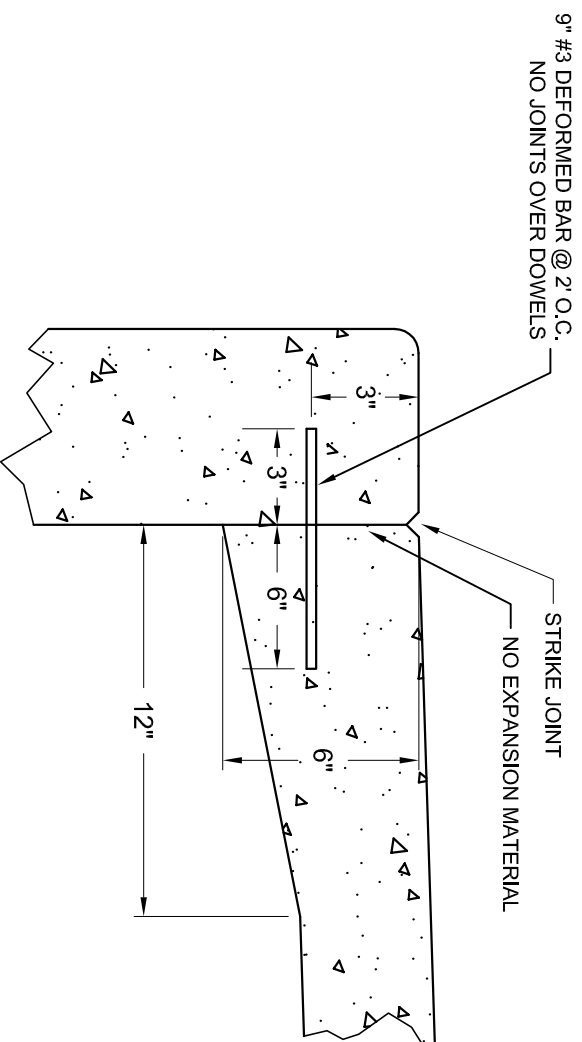


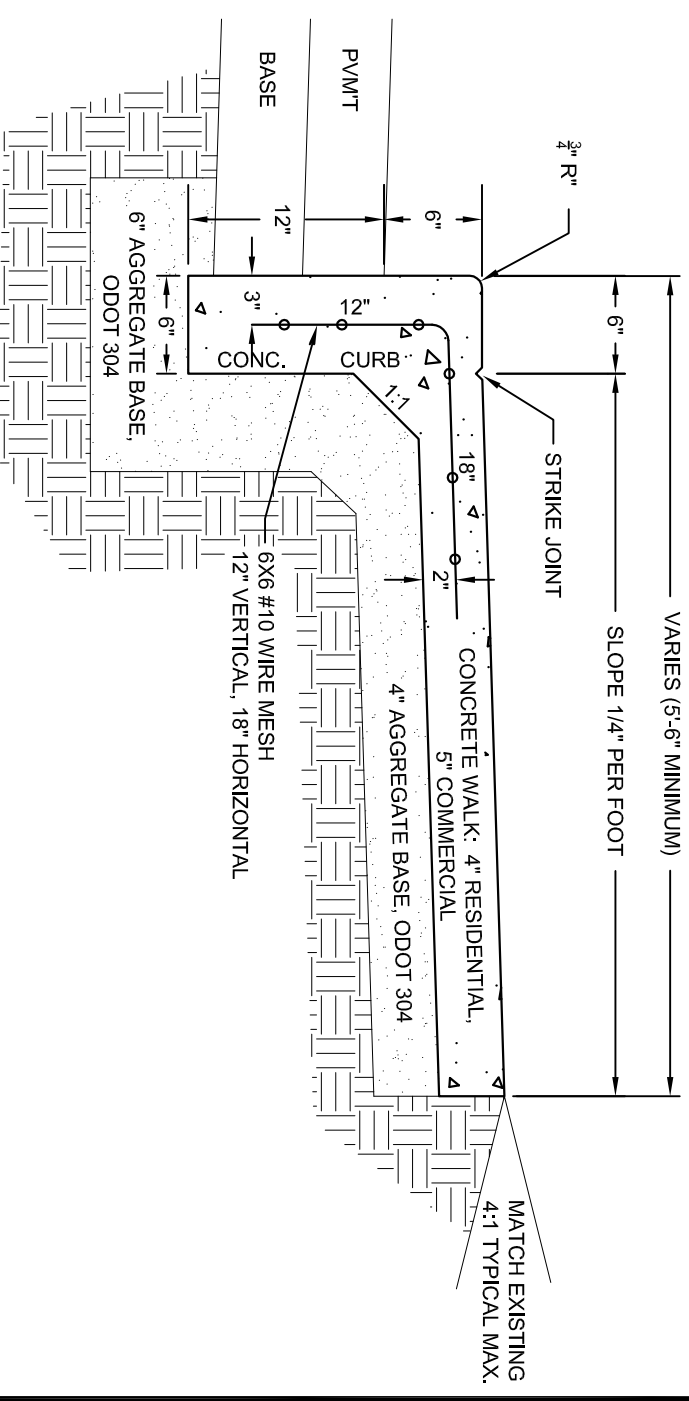
TYPE A  
CONCRETE WALK  
ADJACENT TO CURB



DETAIL "A"



TYPE B  
INTEGRAL CONCRETE WALK  
AND CURB



NOTES:

1. CURB CONSTRUCTION MUST TO CONFORM TO ODOT 609 AND THE CURRENT CITY OF CANTON SPECIFICATIONS FOR THE CONSTRUCTION, REPAIR, AND REPLACEMENT OF SIDEWALKS, CURBS, AND DRIVEWAYS.
2. CONCRETE MATERIAL FOR CURB AND WALK MUST BE ODOT 499 CLASS 'C' CONCRETE WITH LIMESTONE AGGREGATE.
3. NO FOUNDRY SAND OR SLAG PERMITTED IN AGGREGATE BASE, ODOT 304.
4. CONCRETE WALK REPLACED OR INSTALLED ADJACENT TO EXISTING CONCRETE CURB MUST BE DOWELED TO THE EXISTING CURB, UNLESS DETERMINED OTHERWISE BY THE CITY ENGINEER.
5. CURB CONTRACTION JOINT MUST BE SPACED 10 FEET TYPICALLY; WALK CONTRACTION JOINTS MUST BE SPACED 5 FEET TYPICALLY, UNLESS OTHERWISE APPROVED BY THE CITY ENGINEER. CURB EXPANSION JOINTS MUST BE INSTALLED AT CURB INLET CATCH BASIN AND AT ANY OTHER RIGID STRUCTURES. CURB EXPANSION AND CONSTRUCTION JOINTS MUST BE DOWELED WITH TWO (2) #5 THRU #8 SMOOTH BARS, 18" LONG, EXTENDING 9" INTO EACH CURB.
6. ODOT REFERENCES ARE FROM THE CURRENT ODOT CONSTRUCTION AND MATERIAL SPECIFICATIONS, ANY DISCREPANCIES SHALL BE SUBJECT TO THE CITY ENGINEER'S DISCRETION.



OFFICE OF THE CITY ENGINEER  
CANTON, OHIO

DANIEL J. MOEGLIN, P.E., CITY ENGINEER  
2436 30th St. NE 44705 330-489-3381 www.cantonohio.gov/engineering

APPROVED DATE: MARCH 2012

APPROVED BY: CDB, RMB

DRAWING FILE NAME: ce\_29.dwg

REVISIONS

DESCRIPTION	DATE	BY

STANDARD DRAWING NO. 29

COMBINED CURB & WALK

SHEET 1 OF 1